

SHANTUI

SW150

Wheel Excavator



Engine Model: WEICHAI WP4.6N
Gross Power: 129kW/2200rpm
Operating Weight: 13500kg

Flexible and Reliable

SW150 SPECIFICATIONS

ENGINE

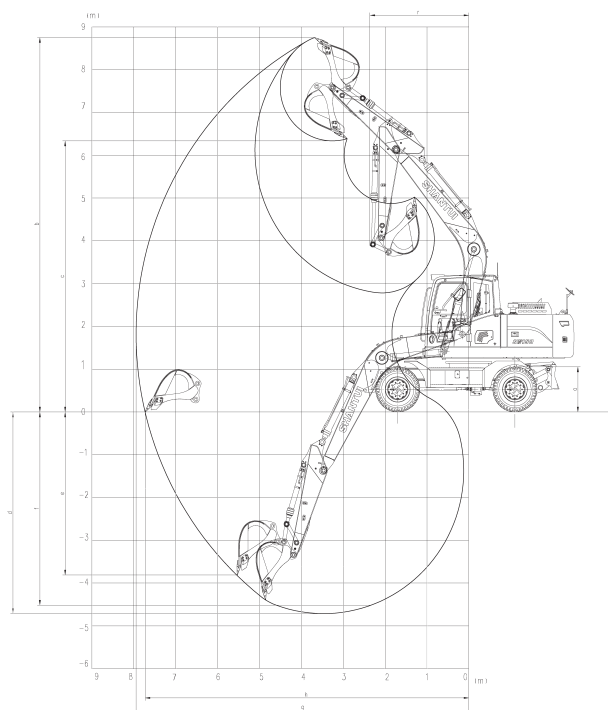
Engine	Weichai WP4.6N
Emission	U.S. EPA Tier 3, EU Stage
Rated revolution	IIIA 2200rpm
Rated power	129kW(175hp)
No. of cylinder-bore×stroke	4×108mm×125mm
Displacement	4.56L

PERFORMANCE

Operating weight	13500
Bucket Capacity(m³)	0.58
Travel Speed(Km/h)	37/10
Rotary Speed (r/min)	11.3
Gradeability (%)	70% (35°)
Bucket Digging Force(KN)	102.5
Stick Digging Force(KN)	72

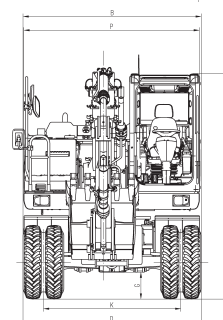
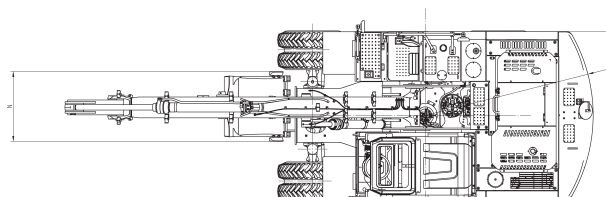
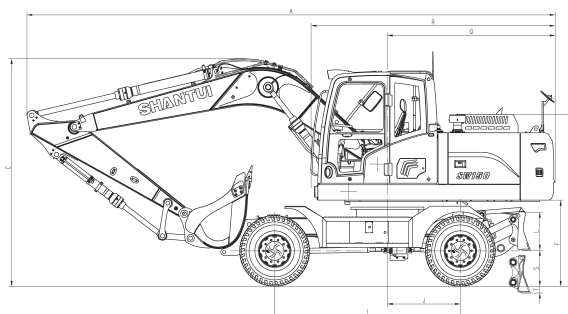
WORKING SCOPE (mm)

a	Height of tire	1055
b	Max. digging height	8755
c	Max. dumping height	6340
d	Max. digging depth	4715
e	Max. vertical digging depth	3815
f	Max. Depth cut for 2500mm Level Bottom	4515
g	Max. digging distance	7950
h	Max. digging radius at ground level	7730
r	Min. swing radius of work equipment	2365



DIMENSIONS (mm)

A	Overall length (transportation)	7960
B	Overall width (transportation)	2528
C	Overall height (to top of boom)	3385
D	Overall width (lower body)	2528
E	Overall height (to top of cab)	3220
F	Counter weight ground clearance	1285
G	Ground clearance	396
H	Tail swing radius	2528
I	Wheel base	2800
J	Distance from swivel center to rear axle	1100
K	Tread	1948
L	Height of dozer blade	565
M	Width of dozer blade	2495
N	Width of bucket (with side cutter)	1040
O	Bonnet height	2560
P	Revolving frame width	2490
Q	Distance from swivel center to tail	2528
R	Overall length (lower body)	3680



* THE SPECIFICATIONS ARE SUBJECT TO CHANGE WITHOUT NOTICE. THE PICTURES MAY INCLUDE OPTIONS. THE ACTUAL COLOR & APPEARANCE OF THE PRODUCT MAY DIFFER FROM WHAT IS SHOWN.

SHANTUI CONSTRUCTION MACHINERY CO., LTD.

ADD: No. 58, G327 Highway Jining City, Shandong, CHINA

TEL: +86-537-2909369

FAX: +86-537-2311219

EMAIL: trade@shantui.com

WEB: www.shantui.com

SHANTUI
LET'S MAKE CONSTRUCTION EASIER